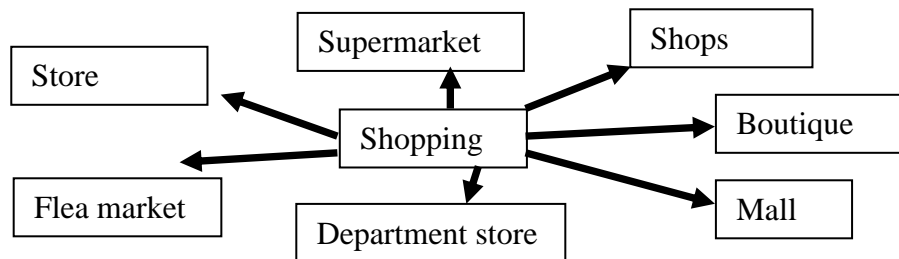
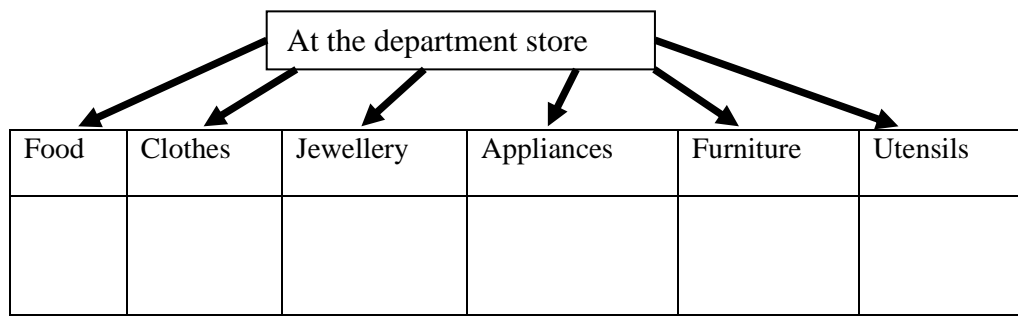



Lesson Plan

Teacher : Youssef KAMAL	School : Anas Bno Malik high school
Class/ Level : CC	Materials : laptop, Textbook, Board , PPP
Textbook : Visa to the world	
Unit 4 : Shopping	Lesson : Vocabulary related to shopping
Focus : Introduction to the unit (Vocab.)	Time : 55 min
Integrated skills:	
Objectives : By the end of this lesson Ss will be able to : -Identify some vocabulary items about shopping. - Classify/categorize different goods.	

Stage / Time	Activity	Procedure
Warm-up 5 min		-T greets Ss:” Good morning” -T. asks: “How are you doing?”/ ‘fine thanks”
Presentation 15 min <i>Context creating</i>	Eliciting	T. introduces the Unit : “ <i>Today we start a new unit. It is about shopping</i> ” -T. writes the word “ Shopping ” on the board. -T. asks: “ what is shopping? “ Showing a picture from a supermarket. “ Usually, where do we go shopping? ” T. elicits shopping places -T. draws a spider diagram while eliciting: <div style="text-align: center; margin: 10px 0;">  </div> -T. introduces PP slides to elicit shopping places. -T. focuses on “ <i>the Department store</i> “ -T. elicits different department that we can find at the department store
Practice 20 min	Grouping	<i>Task 1 :</i> -T asks Ss to classify the articles in the appropriate department: <div style="text-align: center; margin: 10px 0;">  </div>
	Matching	<i>Task 2:</i> <i>Match the words with the appropriate picture</i> <div style="margin-top: 10px;">  </div>
Production 10min	pairs work	- T. asks Ss to work in pairs -T. asks Ss to use the above table and add other items to the table
End of the session 5 min		- T asks Ss to copy down the diagram and the table in their copybooks
Homework		